

## TECHNICAL DATA SHEET

### TRIMLESS BOX MCW 84 x 84



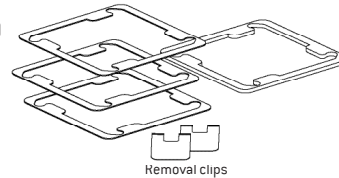
#### Technical specs

Fitting	suitable for one 4F switch, 4F room controller or wall detector
Touchbutton	Metal, Corian® or Wood
Material	patented composite, paintable
Finish	natural white, paintable
Opening	MCW: 85 x 85 mm
Cut out	plasterboard (PB): 182 x 204 mm
	concrete (CC): Ø 110 mm
Total depth	plasterboard (PB): 54,5 mm
	concrete (CC): 61 mm

#### Order Codes

TRIMSWITCH INV PB	housing for plasterboard MCW, 4F
TRIMSWITCH INV CC	housing for concrete ceiling MCW, 4F

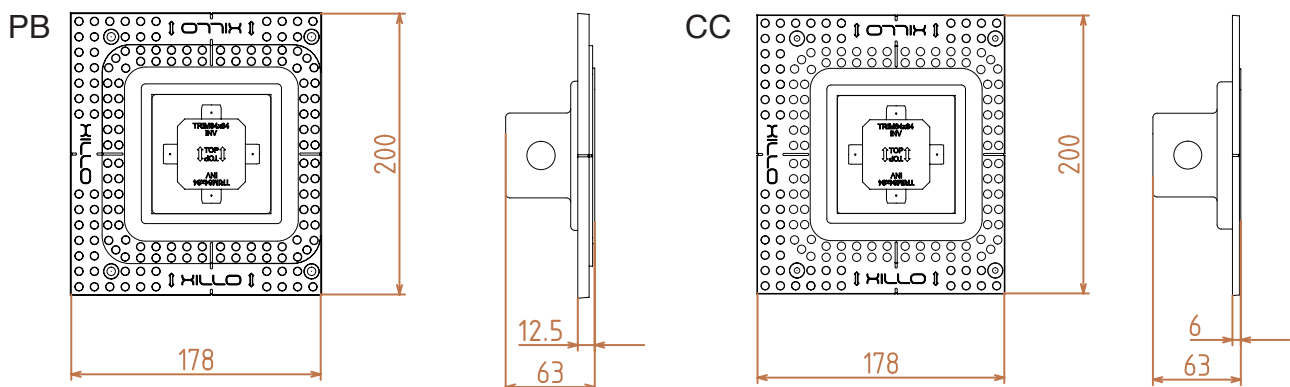
Spacer 0.5 mm (3x)



**NOTE:**

Use the spacers to level the built-in products with the wall **AFTER** painting the wall  
**DO NOT THROW AWAY THE SPACERS**

#### Dimensions



## TECHNICAL DATA SHEET

### TRIMLESS BOX GS 90 x 90



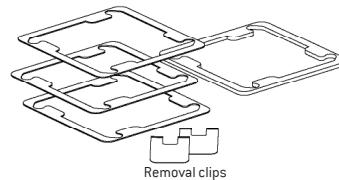
#### Technical specs

Fitting	suitable for one 4F switch, 4F room controller or wall detector
Touchbutton	Glass or Stone
Material	patented composite, paintable
Finish	natural white, paintable
Opening	GS: 91 x 91 mm
Cut out	plasterboard (PB): 182 x 204 mm
	concrete (CC): Ø 110 mm
Total depth	plasterboard (PB): 54,5 mm
	concrete (CC): 61 mm

#### Order Codes

TRIMSWITCH GS PB	housing for plasterboard GS, 4F
TRIMSWITCH GS CC	housing for concrete ceiling GS, 4F

Spacer 0.5 mm (3x)

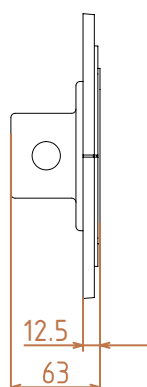
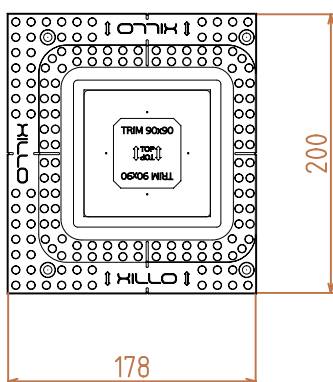


#### NOTE:

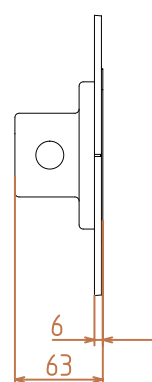
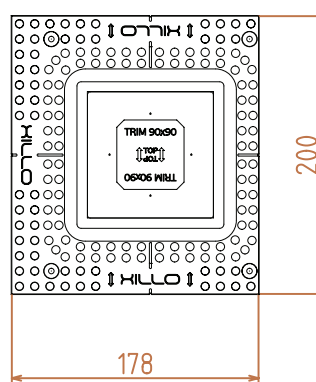
Use the spacers to level the built-in products with the wall AFTER painting the wall  
DO NOT THROW AWAY THE SPACERS

#### Dimensions

PB



CC



## TECHNICAL DATA SHEET

### TRIMLESS BOX MCW 165 x 84



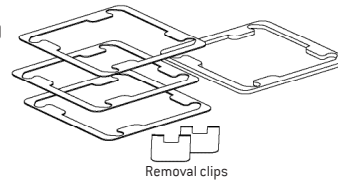
#### Technical specs

Fitting	suitable for one 8F switch or 8F room controller
Touchbutton	Metal, Corian® or Wood
Material	patented composite, paintable
Finish	natural white, paintable
Opening	MCW: 166 x 85 mm
Cut out	plasterboard (PB): 182 x 324 mm concrete (CC): 110 x 180 mm
Total depth	plasterboard (PB): 54,5 mm concrete (CC): 61 mm

#### Order Codes

TRIMSWITCH MCW 84165 PB	housing for plasterboard MCW, 8F
TRIMSWITCH MCW 84165 CC	housing for concrete ceiling MCW, 8F

Spacer 0.5 mm (3x)



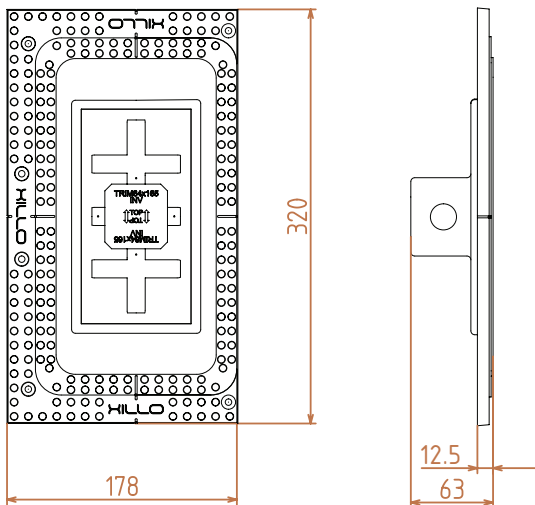
Removal clips

**NOTE:**

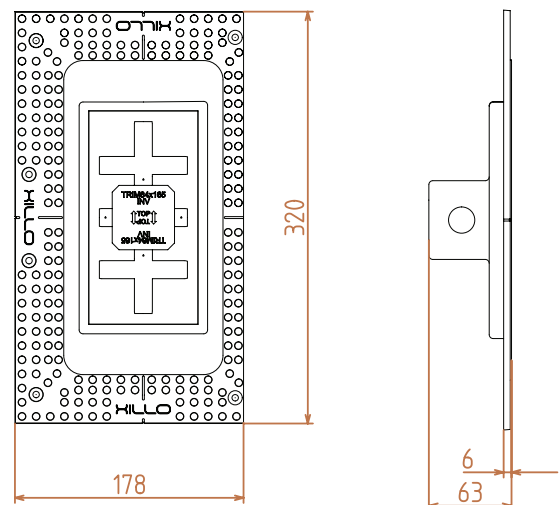
Use the spacers to level the built-in products with the wall AFTER painting the wall  
DO NOT THROW AWAY THE SPACERS

#### Dimensions

PB



CC



## TECHNICAL DATA SHEET

### TRIMLESS BOX GS 160 x 90



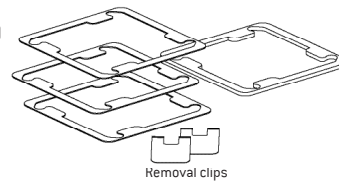
#### Technical specs

Fitting	suitable for one 8F switch or 8F room controller
Touchbutton	Glass or Stone
Material	patented composite, paintable
Finish	natural white, paintable
Opening	GS: 161 x 91 mm
Cut out	plasterboard (PB): 182 x 324 mm concrete (CC): 110 x 180 mm
Total depth	plasterboard (PB): 49,5 mm concrete (CC): 56 mm

#### Order Codes

TRIMSWITCH GS 91161 PB	housing for plasterboard GS, 8F
TRIMSWITCH GS 91161 CC	housing for concrete ceiling GS, 8F

Spacer 0.5 mm (3x)

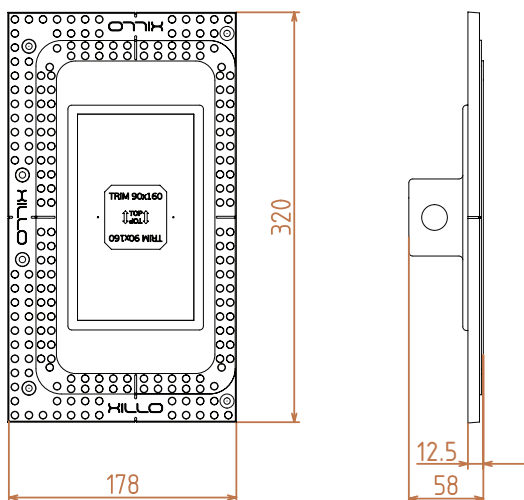


**NOTE:**

Use the spacers to level the built-in products with the wall AFTER painting the wall  
DO NOT THROW AWAY THE SPACERS

#### Dimensions

PB



CC

