


TECHNICAL DATA SHEET




NIVELLO DUO

S2060



Technical specs

Lamp + fitting	double fitting, suitable for XIL50LE, Tridonic, 230VAC LED and GU10
Control gear	order separately, provide enough space in ceiling
Orientation	fixed downlight
Max temperature	60°C, Do not use incandescent, halogen, or any other high temperature emitting lightbulbs (only suitable for LED)
Material	patented composite, paintable
Finish	natural white
Opening	120 x 60 mm
Cut out	plasterboard (PB): 224 x 169 mm concrete (CC): 145 x 85 mm
Total installation depth	plasterboard (PB): 113,5 mm concrete (CC): 120 mm

60FXWH	1 x Xicato Light insert White	
60FXBL	1 x Xicato Light insert Anodised Black Brushed	
60FXBR	1 x Xicato Light insert Anodised Bronze Brushed	
60FMWH	1 x 230VAC LED Light insert White	
60FMBL	1 x 230VAC LED Light insert Anodised Black Brushed	
60FMBR	1 x 230VAC LED Light insert Anodised Bronze Brushed (with diffuser)	
60FGUWH	1 x GU10 Light insert White	
60FMBL	1 x GU10 Light insert Anodised Black Brushed	
60FMBR	1 x GU10 Light insert Anodised Bronze Brushed (GU10 lamp not included)	

Order codes

S2060 PB	housing for plasterboard ceiling
S2060 CC	housing for concrete ceiling
XiLDri 350700	single Driver 33W 350/700mA non-dimmable
XiLDri D350700	double Driver 33W 350/700mA non-dimmable
XiLDri700DIM	single Driver 33W 700mA 1-10V dimmable (when other drivers are used, there is no warranty on the LED)

Colours



Dimensions

